

Royal Ascot Day

Race 7: Duke Of Edinburgh Stakes (Handicap) - 1M 3F 211Y

19 June 2020 - 16:40



Track Rating: Soft, Weather: Overcast, Rail Position: True

Distance To Go		11fur	10fur	9fur	8fur	7fur	6fur	5fur	Last 3fur				
Field Times		0:13.91 (0:13.91)	0:24.78 (0:10.86)	0:36.11 (0:11.33)	0:48.30 (0:12.18)	1:01.52 (0:13.22)	1:15.39 (0:13.86)	1:29.28 (0:13.89)	0:38.81				
Rank	TAB Horse	Barrier	Top Speed [mi/h]	Fastest Section									Distance Travelled [m]
1	17 SCARLET DRAGON Hollie Doyle	12	41.5	0:11.09	0:14.54 [12]	0:25.63 [13]	0:37.01 [13]	0:49.28 [13]	1:02.64 [13]	1:16.58 [13]	1:30.51 [13]	0:37.49	2416.6
2	10 DEJA Andrea Atzeni	2	42.7	0:10.78	0:14.24 [8]	0:25.02 [6]	0:36.31 [4]	0:48.56 [3]	1:01.78 [3]	1:15.65 [3]	1:29.58 [3]	0:38.65	2412.4
3	3 WEST END CHARMER W Buick	3	42.7	0:10.85	0:13.93 [3]	0:24.78 [1]	0:36.11 [1]	0:48.30 [1]	1:01.52 [1]	1:15.39 [1]	1:29.28 [1]	0:39.10	2415.0
4	8 LE DON DE VIE R L Moore	10	42.1	0:10.91	0:14.49 [11]	0:25.40 [10]	0:36.73 [9]	0:49.03 [9]	1:02.28 [9]	1:16.18 [10]	1:30.12 [10]	0:38.89	2414.2
5	14 INDIANAPOLIS B A Curtis	19	42.1	0:10.96	0:13.91 [1]	0:24.87 [2]	0:36.21 [2]	0:48.42 [2]	1:01.70 [2]	1:15.58 [2]	1:29.45 [2]	0:39.96	2423.0
6	19 MEDAL WINNER Oisin Murphy	17	42.3	0:10.98	0:14.01 [5]	0:24.99 [4]	0:36.41 [6]	0:48.86 [7]	1:02.20 [8]	1:16.12 [8]	1:30.00 [8]	0:39.67	2417.7
7	12 PROTECTED GUEST T P Queally	16	41.6	0:11.04	0:14.38 [10]	0:25.42 [11]	0:36.88 [11]	0:49.25 [12]	1:02.30 [10]	1:16.16 [9]	1:30.07 [9]	0:39.72	2421.0
8	9 DURSTON Jim Crowley	4	42.5	0:10.91	0:14.58 [13]	0:25.49 [12]	0:36.96 [12]	0:49.24 [11]	1:02.54 [12]	1:16.47 [12]	1:30.37 [12]	0:39.53	2414.5
9	1 DUBAI FUTURE P Cosgrave	22	41.9	0:11.08	0:14.06 [6]	0:25.14 [8]	0:36.53 [8]	0:48.93 [8]	1:02.10 [7]	1:15.96 [7]	1:29.83 [6]	0:40.15	2422.5
10	18 AL MUFFRIH Tom Marquand	18	41.9	0:11.07	0:13.92 [2]	0:24.99 [5]	0:36.38 [5]	0:48.63 [5]	1:01.94 [5]	1:15.84 [5]	1:29.70 [5]	0:40.57	2417.9

Scratched: Babbo's Boy (22), Koeman (13), Byron Flyer (6), Hereby (21), El Misk (2), Dal Horringle (4), Universal Order (5), Desert Icon (20)

Report Created: Fri 19 June 2020 16:50 GMT+1 (Note: Timing is based on position data)

Page 1/18

[] Ranking at each section and finish
 -:-:- No data available at this section
 NA No data available
 TAB Saddle cloth number
 DNF Did not finish
 DNT Did not track

data processed by LONGINES

Royal Ascot Day

Race 7: Duke Of Edinburgh Stakes (Handicap) - 1M 3F 211Y

19 June 2020 - 16:40



Track Rating: Soft, Weather: Overcast, Rail Position: True

Distance To Go		11fur	10fur	9fur	8fur	7fur	6fur	5fur	Last 3fur				
Field Times		0:13.91 (0:13.91)	0:24.78 (0:10.86)	0:36.11 (0:11.33)	0:48.30 (0:12.18)	1:01.52 (0:13.22)	1:15.39 (0:13.86)	1:29.28 (0:13.89)	0:38.81				
Rank	TAB Horse	Barrier	Top Speed [mi/h]	Fastest Section									Distance Travelled [m]
11	15 JOHNNY DRAMA Joshua Bryan	20	42.6	0:10.95	0:13.98 [4]	0:24.93 [3]	0:36.25 [3]	0:48.62 [4]	1:01.91 [4]	1:15.78 [4]	1:29.63 [4]	0:41.36	2421.5
12	7 GETCHAGETCHAGETCHA A Kirby	11	42.6	0:10.83	0:14.19 [7]	0:25.02 [7]	0:36.51 [7]	0:48.75 [6]	1:02.03 [6]	1:15.91 [6]	1:29.85 [7]	0:41.31	2412.6
13	16 GOOD BIRTHDAY S De Sousa	14	42.1	0:11.01	0:14.34 [9]	0:25.35 [9]	0:36.74 [10]	0:49.05 [10]	1:02.40 [11]	1:16.37 [11]	1:30.27 [11]	0:41.13	2423.5
14	11 DOLPHIN VISTA S W Kelly	21	41.8	0:11.14	0:14.73 [14]	0:25.87 [14]	0:37.34 [14]	0:49.52 [14]	1:02.70 [14]	1:16.69 [14]	1:30.65 [14]	1:04.14	2418.5

Scratched: Babbo's Boy (22), Koeman (13), Byron Flyer (6), Hereby (21), El Misk (2), Dal Horringle (4), Universal Order (5), Desert Icon (20)

Royal Ascot Day

Race 7: Duke Of Edinburgh Stakes (Handicap) - 1M 3F 211Y

19 June 2020 - 16:40



Track Rating: Soft, Weather: Overcast, Rail Position: True

Distance To Go				4fur	3fur	2fur	1fur	Finish	Last 3fur			
Field Times				1:43.06 (1:43.06)	1:56.76 (0:13.69)	2:09.76 (0:13.00)	2:22.81 (0:13.05)	2:35.57 (0:12.75)	0:38.81			
Rank	TAB Horse	Barrier	Top Speed [mi/h]	Fastest Section						Official Finish Time	Distance Travelled [m]	
1	17 SCARLET DRAGON Hollie Doyle	12	41.5 10fur	0:11.09 10fur	1:44.17 [13] (0:13.66)	1:58.08 [13] (0:13.91)	2:10.39 [10] (0:12.31)	2:23.02 [3] (0:12.63)	2:35.57 [1] (0:12.55)	2:35.40	0:37.49	2416.6
2	10 DEJA Andrea Atzeni	2	42.7 10fur	0:10.78 10fur	1:43.31 [3] (0:13.73)	1:57.02 [3] (0:13.71)	2:09.97 [2] (0:12.95)	2:22.87 [2] (0:12.90)	2:35.67 [2] (0:12.80)	2:35.49	0:38.65	2412.4
3	3 WEST END CHARMER W Buick	3	42.7 10fur	0:10.85 10fur	1:43.06 [1] (0:13.78)	1:56.76 [1] (0:13.70)	2:09.76 [1] (0:13.00)	2:22.81 [1] (0:13.05)	2:35.86 [3] (0:13.05)	2:35.75	0:39.10	2415.0
4	8 LE DON DE VIE R L Moore	10	42.1 10fur	0:10.91 10fur	1:43.77 [10] (0:13.65)	1:57.64 [10] (0:13.87)	2:10.39 [9] (0:12.75)	2:23.34 [4] (0:12.95)	2:36.53 [4] (0:13.19)	2:36.37	0:38.89	2414.2
5	14 INDIANAPOLIS B A Curtis	19	42.1 10fur	0:10.96 10fur	1:43.18 [2] (0:13.73)	1:56.98 [2] (0:13.80)	2:10.05 [3] (0:13.07)	2:23.42 [6] (0:13.37)	2:36.94 [5] (0:13.52)	2:36.76	0:39.96	2423.0
6	19 MEDAL WINNER Oisin Murphy	17	42.3 10fur	0:10.98 10fur	1:43.69 [8] (0:13.69)	1:57.45 [8] (0:13.76)	2:10.36 [8] (0:12.91)	2:23.43 [7] (0:13.07)	2:37.12 [6] (0:13.69)	2:36.98	0:39.67	2417.7
7	12 PROTECTED GUEST T P Queally	16	41.6 9fur	0:11.04 10fur	1:43.72 [9] (0:13.65)	1:57.59 [9] (0:13.87)	2:10.43 [11] (0:12.84)	2:23.71 [8] (0:13.28)	2:37.31 [7] (0:13.60)	2:37.15	0:39.72	2421.0
8	9 DURSTON Jim Crowley	4	42.5 10fur	0:10.91 10fur	1:44.02 [12] (0:13.65)	1:57.84 [11] (0:13.82)	2:10.64 [12] (0:12.80)	2:23.97 [9] (0:13.33)	2:37.37 [8] (0:13.40)	2:37.21	0:39.53	2414.5
9	1 DUBAI FUTURE P Cosgrave	22	41.9 10fur	0:11.08 10fur	1:43.52 [6] (0:13.69)	1:57.26 [6] (0:13.74)	2:10.10 [4] (0:12.84)	2:23.38 [5] (0:13.28)	2:37.41 [9] (0:14.03)	2:37.29	0:40.15	2422.5
10	18 AL MUFFRIH Tom Marquand	18	41.9 10fur	0:11.07 10fur	1:43.44 [5] (0:13.74)	1:57.22 [5] (0:13.78)	2:10.31 [6] (0:13.09)	2:24.01 [10] (0:13.70)	2:37.79 [10] (0:13.78)	2:37.64	0:40.57	2417.9

Scratched: Babbo's Boy (22), Koeman (13), Byron Flyer (6), Hereby (21), El Misk (2), Dal Horringle (4), Universal Order (5), Desert Icon (20)

Report Created: Fri 19 June 2020 16:50 GMT+1 (Note: Timing is based on position data)

Page 3/18

[] Ranking at each section and finish
 -:--:-- No data available at this section
 NA No data available
 TAB Saddle cloth number
 DNF Did not finish
 DNT Did not track

data processed by



Royal Ascot Day

Race 7: Duke Of Edinburgh Stakes (Handicap) - 1M 3F 211Y

19 June 2020 - 16:40



Track Rating: Soft, Weather: Overcast, Rail Position: True

Distance To Go		4fur	3fur	2fur	1fur	Finish	Last 3fur					
Field Times		1:43.06 (1:43.06)	1:56.76 (0:13.69)	2:09.76 (0:13.00)	2:22.81 (0:13.05)	2:35.57 (0:12.75)	0:38.81					
Rank	TAB Horse	Barrier	Top Speed [mi/h]	Fastest Section						Official Finish Time	Distance Travelled [m]	
11	15 JOHNNY DRAMA Joshua Bryan	20	42.6 10fur	0:10.95 10fur	1:43.35 [4] (0:13.72)	1:57.07 [4] (0:13.72)	2:10.24 [5] (0:13.17)	2:24.11 [11] (0:13.87)	2:38.43 [11] (0:14.32)	2:38.21	0:41.36	2421.5
12	7 GETCHAGETCHAGETCHA A Kirby	11	42.6 10fur	0:10.83 10fur	1:43.55 [7] (0:13.70)	1:57.32 [7] (0:13.77)	2:10.33 [7] (0:13.01)	2:24.23 [12] (0:13.90)	2:38.63 [12] (0:14.40)	2:38.49	0:41.31	2412.6
13	16 GOOD BIRTHDAY S De Sousa	14	42.1 9fur	0:11.01 10fur	1:43.93 [11] (0:13.66)	1:57.85 [12] (0:13.92)	2:10.80 [13] (0:12.95)	2:24.27 [13] (0:13.47)	2:38.98 [13] (0:14.71)	2:38.86	0:41.13	2423.5
14	11 DOLPHIN VISTA S W Kelly	21	41.8 10fur	0:11.14 10fur	1:44.66 [14] (0:14.01)	2:00.40 [14] (0:15.74)	2:18.11 [14] (0:17.71)	2:39.82 [14] (0:21.71)	3:04.54 [14] (0:24.72)	3:04.54	1:04.14	2418.5

Scratched: Babbo's Boy (22), Koeman (13), Byron Flyer (6), Hereby (21), El Misk (2), Dal Horringle (4), Universal Order (5), Desert Icon (20)



Horse Name	Scarlet Dragon
Finish Rank	1
Fastest Section Time (Section)	0:11.09 (10fur)
Top Speed [mi/h] (Section)	41.5 (10fur)
Race State	Finished

Royal Ascot Day

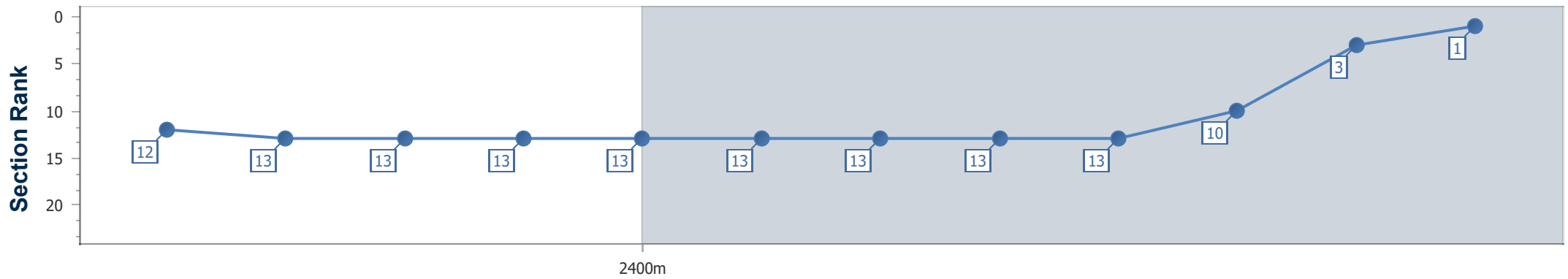
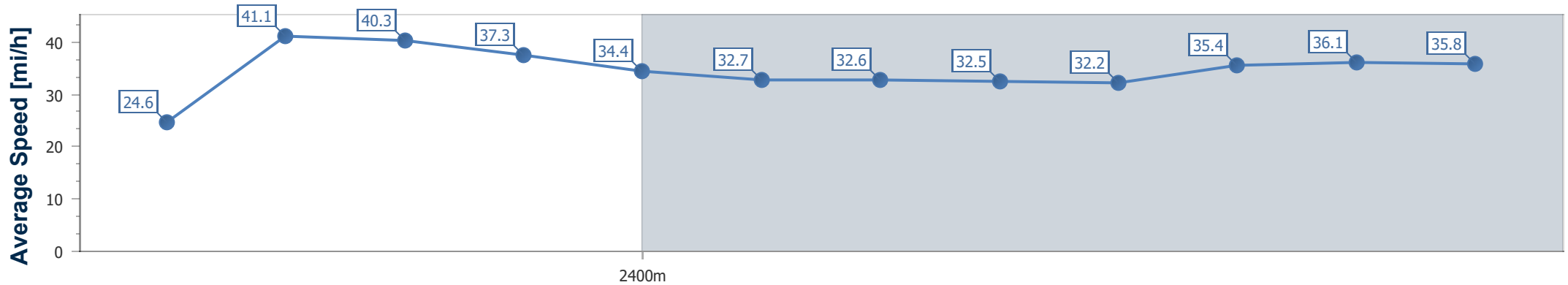
Race 7: Duke Of Edinburgh Stakes (Handicap) - 1M 3F 211Y



19 June 2020 - 16:40

Track Rating: Firm, Weather: Overcast, Rail Position: True

Distance To Go	11fur	10fur	9fur	8fur	7fur	6fur	5fur	4fur	3fur	2fur	1fur	Finish
Section Times	0:14.54 [12] (0:14.54)	0:25.63 [13] (0:11.09)	0:37.01 [13] (0:11.38)	0:49.28 [13] (0:12.27)	1:02.64 [13] (0:13.36)	1:16.58 [13] (0:13.94)	1:30.51 [13] (0:13.93)	1:44.17 [13] (0:13.66)	1:58.08 [13] (0:13.91)	2:10.39 [10] (0:12.31)	2:23.02 [3] (0:12.63)	2:35.57 [1] (0:12.55)
Average Speed [mi/h]	24.6	41.1	40.3	37.3	34.4	32.7	32.6	32.5	32.2	35.4	36.1	35.8
Top Speed [mi/h]	39.9	41.5	41.5	38.7	35.5	34.3	32.8	33.4	33.3	37.2	37.3	36.0



- [] Ranking at each section and finish
- .-.- No data available at this section
- NA No data available



Horse Name	Deja
Finish Rank	2
Fastest Section Time (Section)	0:10.78 (10fur)
Top Speed [mi/h] (Section)	42.7 (10fur)
Race State	Finished

Royal Ascot Day

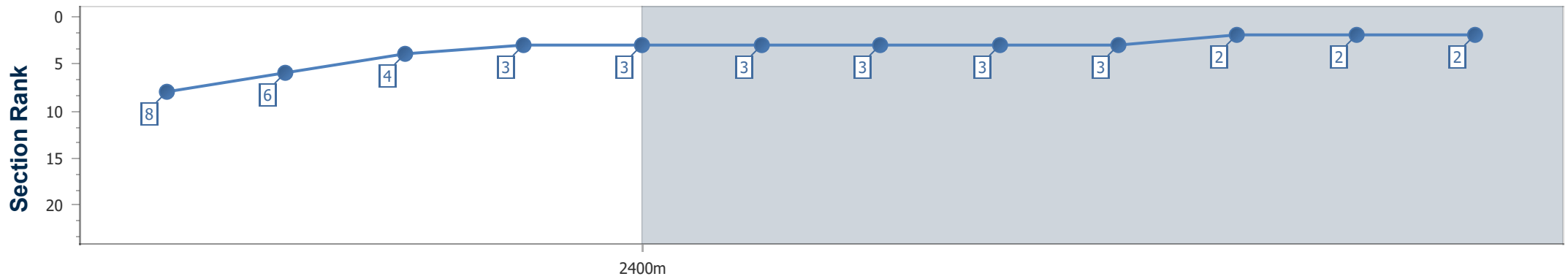
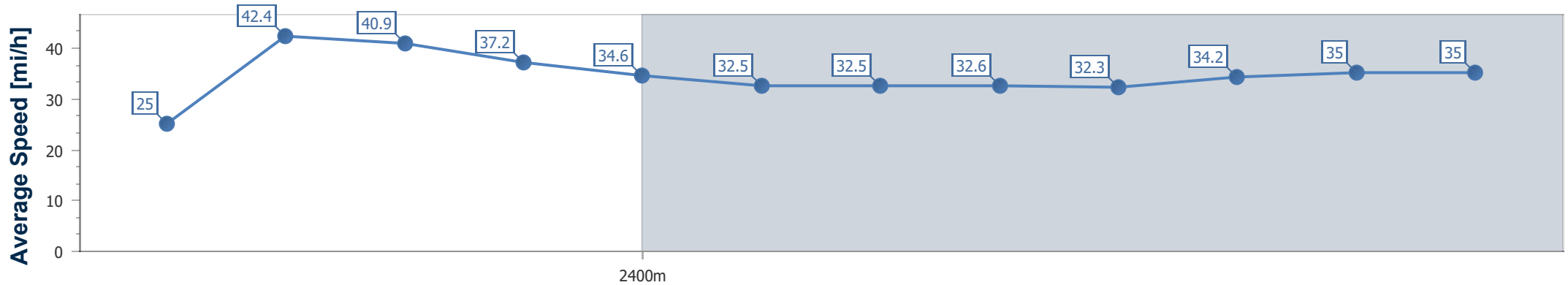
Race 7: Duke Of Edinburgh Stakes (Handicap) - 1M 3F 211Y



19 June 2020 - 16:40

Track Rating: Firm, Weather: Overcast, Rail Position: True

Distance To Go	11fur	10fur	9fur	8fur	7fur	6fur	5fur	4fur	3fur	2fur	1fur	Finish
Section Times	0:14.24 [8] (0:14.24)	0:25.02 [6] (0:10.78)	0:36.31 [4] (0:11.29)	0:48.56 [3] (0:12.25)	1:01.78 [3] (0:13.22)	1:15.65 [3] (0:13.87)	1:29.58 [3] (0:13.93)	1:43.31 [3] (0:13.73)	1:57.02 [3] (0:13.71)	2:09.97 [2] (0:12.95)	2:22.87 [2] (0:12.90)	2:35.67 [2] (0:12.80)
Average Speed [mi/h]	25.0	42.4	40.9	37.2	34.6	32.5	32.5	32.6	32.3	34.2	35.0	35.0
Top Speed [mi/h]	41.1	42.7	42.5	38.3	35.3	33.6	33.0	33.4	33.1	34.9	35.2	35.2



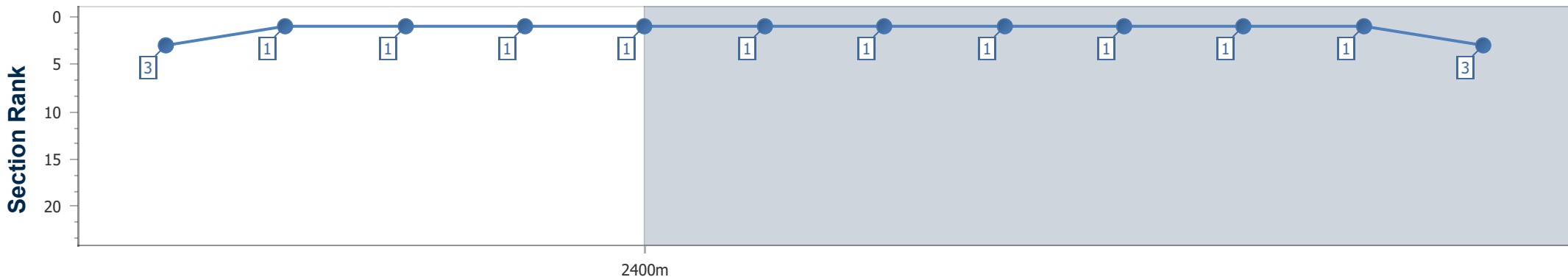
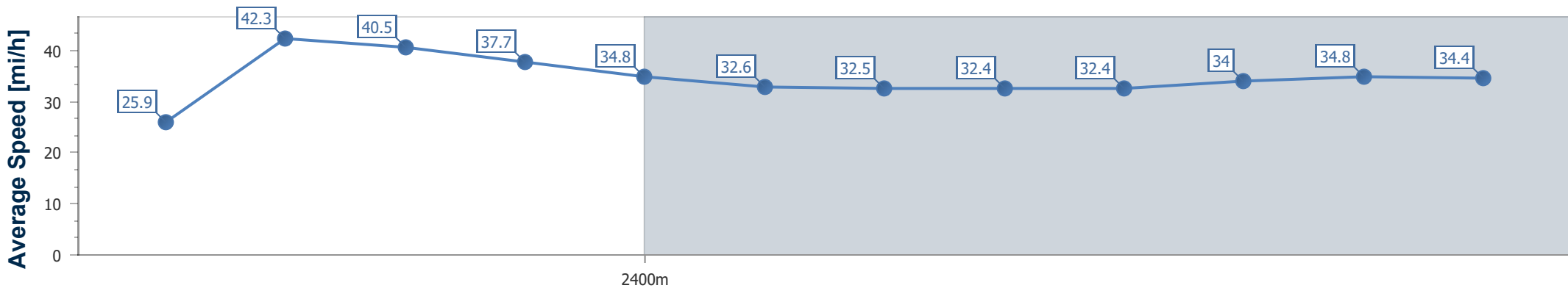
- [] Ranking at each section and finish
- .-.- No data available at this section
- NA No data available



Horse Name	West End Charmer
Finish Rank	3
Fastest Section Time (Section)	0:10.85 (10fur)
Top Speed [mi/h] (Section)	42.7 (10fur)
Race State	Finished

Royal Ascot Day
Race 7: Duke Of Edinburgh Stakes (Handicap) - 1M 3F 211Y **ASCOT**
 19 June 2020 - 16:40
 Track Rating: Firm, Weather: Overcast, Rail Position: True

Distance To Go	11fur	10fur	9fur	8fur	7fur	6fur	5fur	4fur	3fur	2fur	1fur	Finish
Section Times	0:13.93 [3] (0:13.93)	0:24.78 [1] (0:10.85)	0:36.11 [1] (0:11.33)	0:48.30 [1] (0:12.19)	1:01.52 [1] (0:13.22)	1:15.39 [1] (0:13.87)	1:29.28 [1] (0:13.89)	1:43.06 [1] (0:13.78)	1:56.76 [1] (0:13.70)	2:09.76 [1] (0:13.00)	2:22.81 [1] (0:13.05)	2:35.86 [3] (0:13.05)
Average Speed [mi/h]	25.9	42.3	40.5	37.7	34.8	32.6	32.5	32.4	32.4	34.0	34.8	34.4
Top Speed [mi/h]	41.1	42.7	42.3	39.0	35.6	33.8	33.0	33.1	32.9	34.8	35.2	34.7





Horse Name	Le Don De Vie
Finish Rank	4
Fastest Section Time (Section)	0:10.91 (10fur)
Top Speed [mi/h] (Section)	42.1 (10fur)
Race State	Finished

Royal Ascot Day

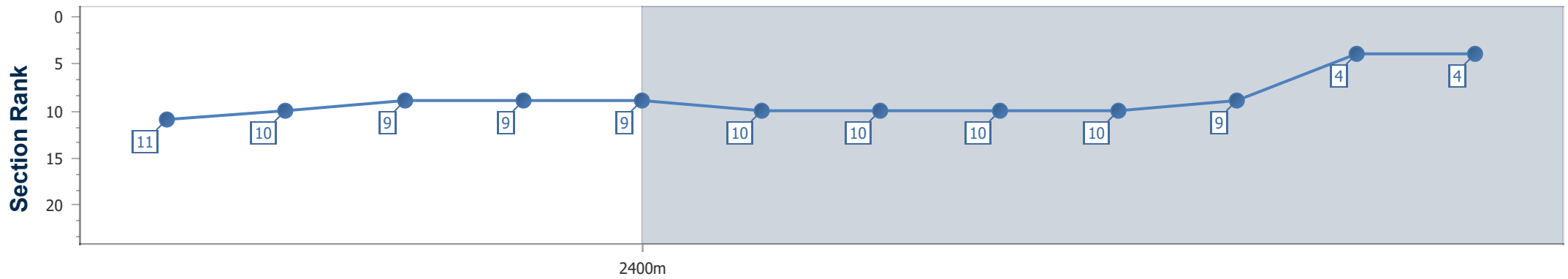
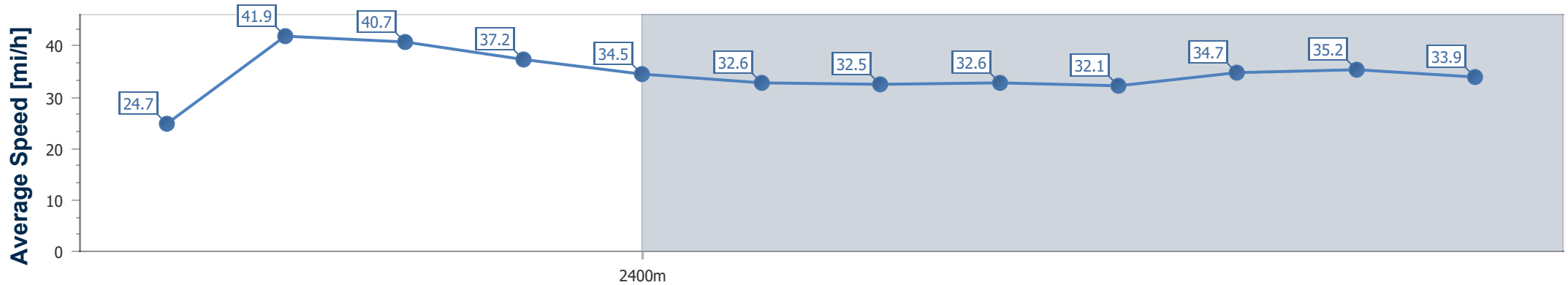
Race 7: Duke Of Edinburgh Stakes (Handicap) - 1M 3F 211Y



19 June 2020 - 16:40

Track Rating: Firm, Weather: Overcast, Rail Position: True

Distance To Go	11fur	10fur	9fur	8fur	7fur	6fur	5fur	4fur	3fur	2fur	1fur	Finish
Section Times	0:14.49 [11] (0:14.49)	0:25.40 [10] (0:10.91)	0:36.73 [9] (0:11.33)	0:49.03 [9] (0:12.30)	1:02.28 [9] (0:13.25)	1:16.18 [10] (0:13.90)	1:30.12 [10] (0:13.94)	1:43.77 [10] (0:13.65)	1:57.64 [10] (0:13.87)	2:10.39 [9] (0:12.75)	2:23.34 [4] (0:12.95)	2:36.53 [4] (0:13.19)
Average Speed [mi/h]	24.7	41.9	40.7	37.2	34.5	32.6	32.5	32.6	32.1	34.7	35.2	33.9
Top Speed [mi/h]	40.7	42.1	42.1	38.4	35.0	33.9	33.2	33.5	33.4	35.7	35.7	34.4




- [] Ranking at each section and finish
- .-.- No data available at this section
- NA No data available

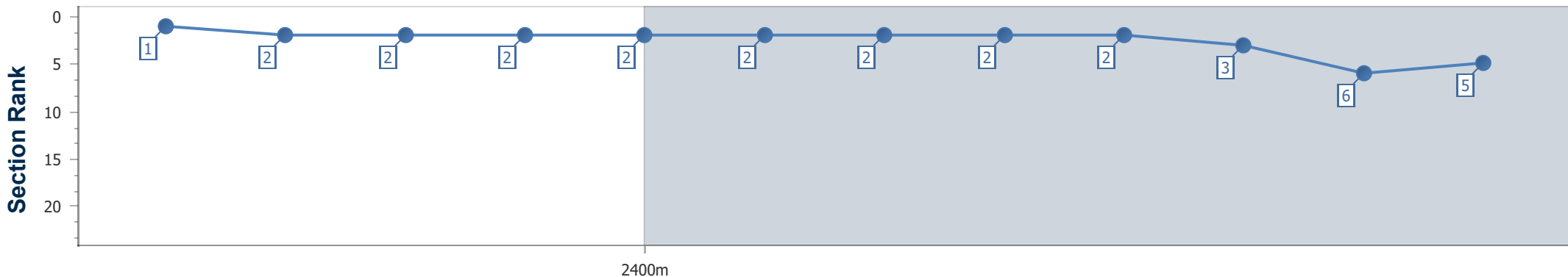
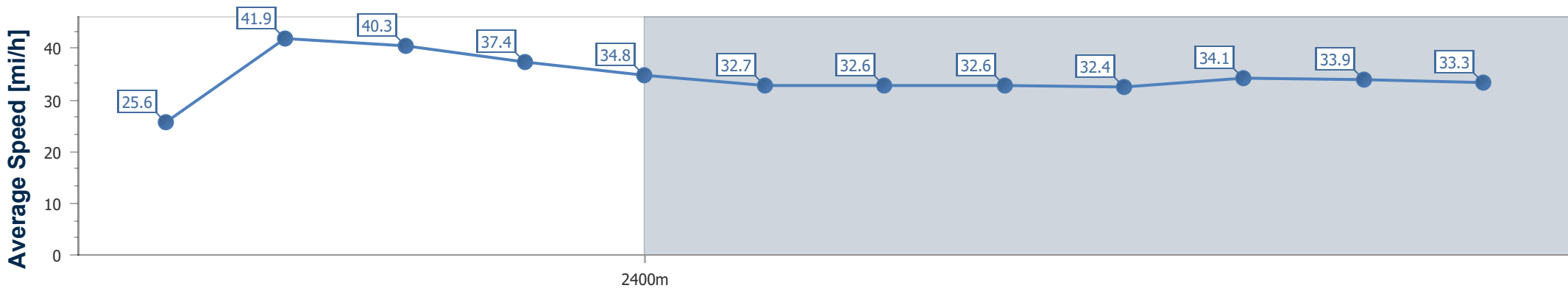




Horse Name	Indianapolis
Finish Rank	5
Fastest Section Time (Section)	0:10.96 (10fur)
Top Speed [mi/h] (Section)	42.1 (10fur)
Race State	Finished

Royal Ascot Day
 Race 7: Duke Of Edinburgh Stakes (Handicap) - 1M 3F 211Y 
 19 June 2020 - 16:40
 Track Rating: Firm, Weather: Overcast, Rail Position: True

Distance To Go	11fur	10fur	9fur	8fur	7fur	6fur	5fur	4fur	3fur	2fur	1fur	Finish
Section Times	0:13.91 [1] (0:13.91)	0:24.87 [2] (0:10.96)	0:36.21 [2] (0:11.34)	0:48.42 [2] (0:12.21)	1:01.70 [2] (0:13.28)	1:15.58 [2] (0:13.88)	1:29.45 [2] (0:13.87)	1:43.18 [2] (0:13.73)	1:56.98 [2] (0:13.80)	2:10.05 [3] (0:13.07)	2:23.42 [6] (0:13.37)	2:36.94 [5] (0:13.52)
Average Speed [mi/h]	25.6	41.9	40.3	37.4	34.8	32.7	32.6	32.6	32.4	34.1	33.9	33.3
Top Speed [mi/h]	41.7	42.1	41.7	38.9	35.7	33.8	33.1	33.3	33.0	34.9	34.4	33.7



- [] Ranking at each section and finish
- .-.- No data available at this section
- NA No data available



Horse Name	Medal Winner
Finish Rank	6
Fastest Section Time (Section)	0:10.98 (10fur)
Top Speed [mi/h] (Section)	42.3 (10fur)
Race State	Finished

Royal Ascot Day

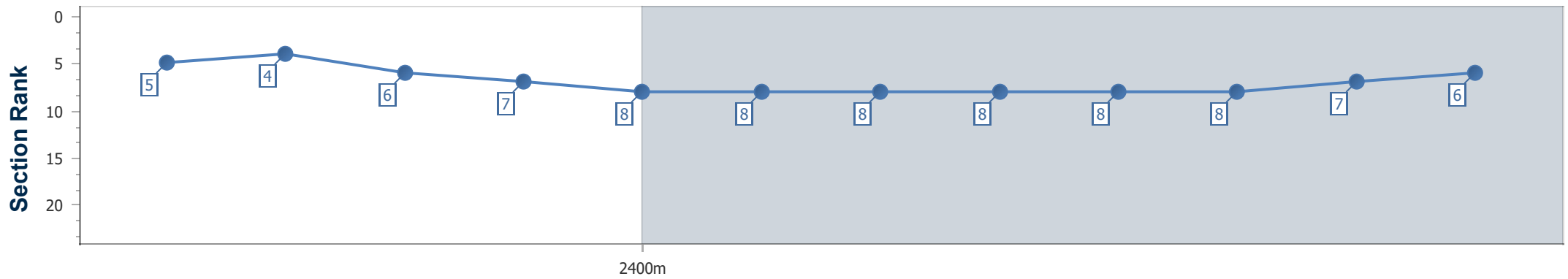
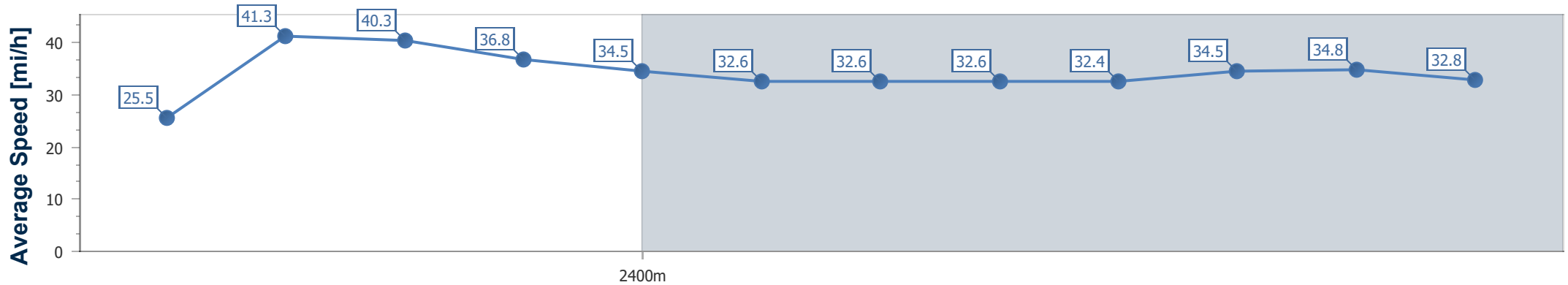
Race 7: Duke Of Edinburgh Stakes (Handicap) - 1M 3F 211Y



19 June 2020 - 16:40

Track Rating: Firm, Weather: Overcast, Rail Position: True

Distance To Go	11fur	10fur	9fur	8fur	7fur	6fur	5fur	4fur	3fur	2fur	1fur	Finish
Section Times	0:14.01 [5] (0:14.01)	0:24.99 [4] (0:10.98)	0:36.41 [6] (0:11.42)	0:48.86 [7] (0:12.45)	1:02.20 [8] (0:13.34)	1:16.12 [8] (0:13.92)	1:30.00 [8] (0:13.88)	1:43.69 [8] (0:13.69)	1:57.45 [8] (0:13.76)	2:10.36 [8] (0:12.91)	2:23.43 [7] (0:13.07)	2:37.12 [6] (0:13.69)
Average Speed [mi/h]	25.5	41.3	40.3	36.8	34.5	32.6	32.6	32.6	32.4	34.5	34.8	32.8
Top Speed [mi/h]	40.6	42.3	42.3	38.3	35.0	33.7	32.9	33.6	33.5	35.6	35.2	34.0



- [] Ranking at each section and finish
- .-.- No data available at this section
- NA No data available





Horse Name	Protected Guest
Finish Rank	7
Fastest Section Time (Section)	0:11.04 (10fur)
Top Speed [mi/h] (Section)	41.6 (9fur)
Race State	Finished

Royal Ascot Day

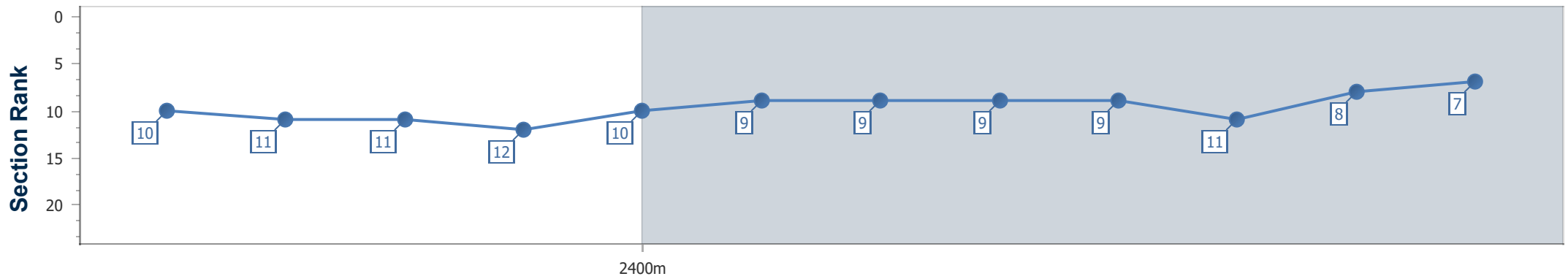
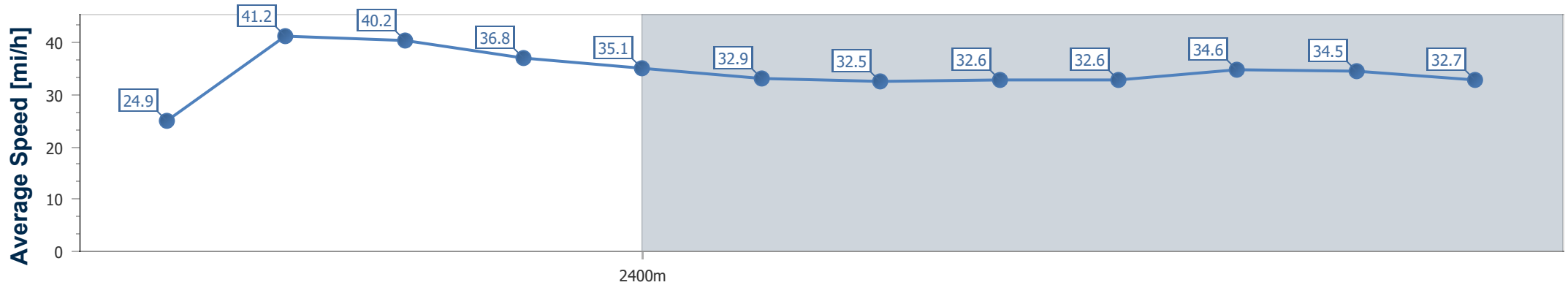
Race 7: Duke Of Edinburgh Stakes (Handicap) - 1M 3F 211Y



19 June 2020 - 16:40

Track Rating: Firm, Weather: Overcast, Rail Position: True

Distance To Go	11fur	10fur	9fur	8fur	7fur	6fur	5fur	4fur	3fur	2fur	1fur	Finish
Section Times	0:14.38 [10] (0:14.38)	0:25.42 [11] (0:11.04)	0:36.88 [11] (0:11.46)	0:49.25 [12] (0:12.37)	1:02.30 [10] (0:13.05)	1:16.16 [9] (0:13.86)	1:30.07 [9] (0:13.91)	1:43.72 [9] (0:13.65)	1:57.59 [9] (0:13.87)	2:10.43 [11] (0:12.84)	2:23.71 [8] (0:13.28)	2:37.31 [7] (0:13.60)
Average Speed [mi/h]	24.9	41.2	40.2	36.8	35.1	32.9	32.5	32.6	32.6	34.6	34.5	32.7
Top Speed [mi/h]	40.2	41.6	41.6	37.8	35.5	34.5	33.0	34.1	34.0	35.7	35.7	33.2



- [] Ranking at each section and finish
- .-.- No data available at this section
- NA No data available



Horse Name	Durston
Finish Rank	8
Fastest Section Time (Section)	0:10.91 (10fur)
Top Speed [mi/h] (Section)	42.5 (10fur)
Race State	Finished

Royal Ascot Day

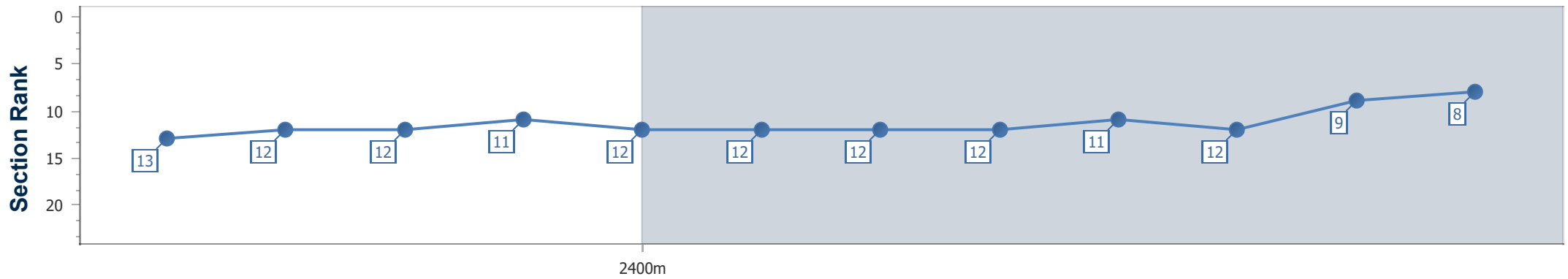
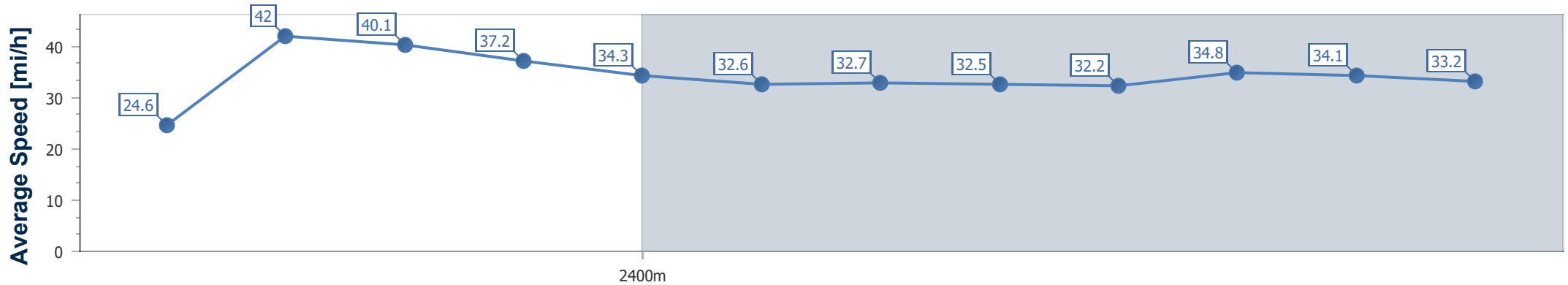
Race 7: Duke Of Edinburgh Stakes (Handicap) - 1M 3F 211Y



19 June 2020 - 16:40

Track Rating: Firm, Weather: Overcast, Rail Position: True


Distance To Go	11fur	10fur	9fur	8fur	7fur	6fur	5fur	4fur	3fur	2fur	1fur	Finish
Section Times	0:14.58 [13] (0:14.58)	0:25.49 [12] (0:10.91)	0:36.96 [12] (0:11.47)	0:49.24 [11] (0:12.28)	1:02.54 [12] (0:13.30)	1:16.47 [12] (0:13.93)	1:30.37 [12] (0:13.90)	1:44.02 [12] (0:13.65)	1:57.84 [11] (0:13.82)	2:10.64 [12] (0:12.80)	2:23.97 [9] (0:13.33)	2:37.37 [8] (0:13.40)
Average Speed [mi/h]	24.6	42.0	40.1	37.2	34.3	32.6	32.7	32.5	32.2	34.8	34.1	33.2
Top Speed [mi/h]	40.6	42.5	41.9	38.4	35.3	34.1	33.1	33.5	33.4	35.9	35.1	33.5



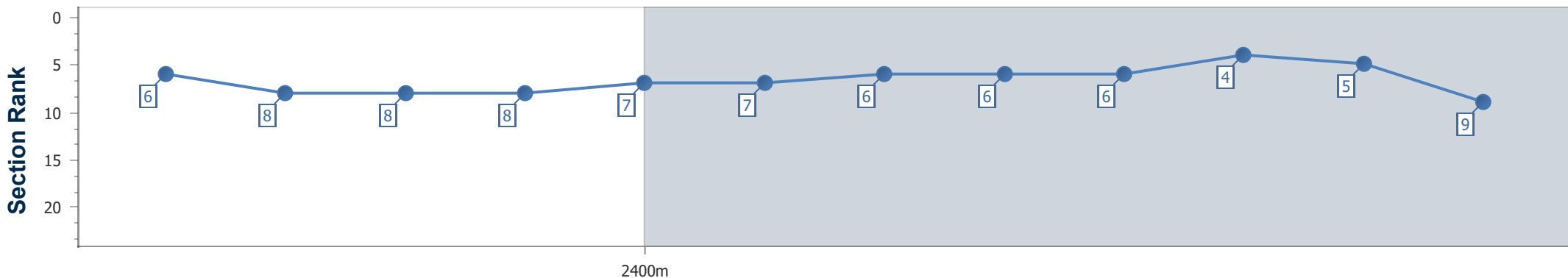
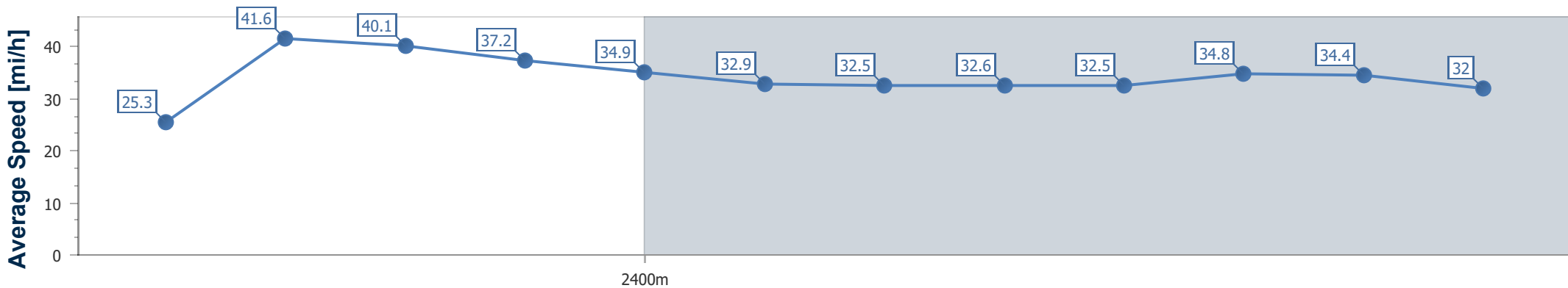
- [] Ranking at each section and finish
- .-.- No data available at this section
- NA No data available



Horse Name	Dubai Future
Finish Rank	9
Fastest Section Time (Section)	0:11.08 (10fur)
Top Speed [mi/h] (Section)	41.9 (10fur)
Race State	Finished

Royal Ascot Day
 Race 7: Duke Of Edinburgh Stakes (Handicap) - 1M 3F 211Y 
 19 June 2020 - 16:40
 Track Rating: Firm, Weather: Overcast, Rail Position: True

Distance To Go	11fur	10fur	9fur	8fur	7fur	6fur	5fur	4fur	3fur	2fur	1fur	Finish
Section Times	0:14.06 [6] (0:14.06)	0:25.14 [8] (0:11.08)	0:36.53 [8] (0:11.39)	0:48.93 [8] (0:12.40)	1:02.10 [7] (0:13.17)	1:15.96 [7] (0:13.86)	1:29.83 [6] (0:13.87)	1:43.52 [6] (0:13.69)	1:57.26 [6] (0:13.74)	2:10.10 [4] (0:12.84)	2:23.38 [5] (0:13.28)	2:37.41 [9] (0:14.03)
Average Speed [mi/h]	25.3	41.6	40.1	37.2	34.9	32.9	32.5	32.6	32.5	34.8	34.4	32.0
Top Speed [mi/h]	41.4	41.9	41.3	39.2	35.5	34.2	32.8	33.8	33.4	35.6	35.4	33.1



- [] Ranking at each section and finish
- .-.- No data available at this section
- NA No data available



Horse Name	Al Muffrih
Finish Rank	10
Fastest Section Time (Section)	0:11.07 (10fur)
Top Speed [mi/h] (Section)	41.9 (10fur)
Race State	Finished

Royal Ascot Day

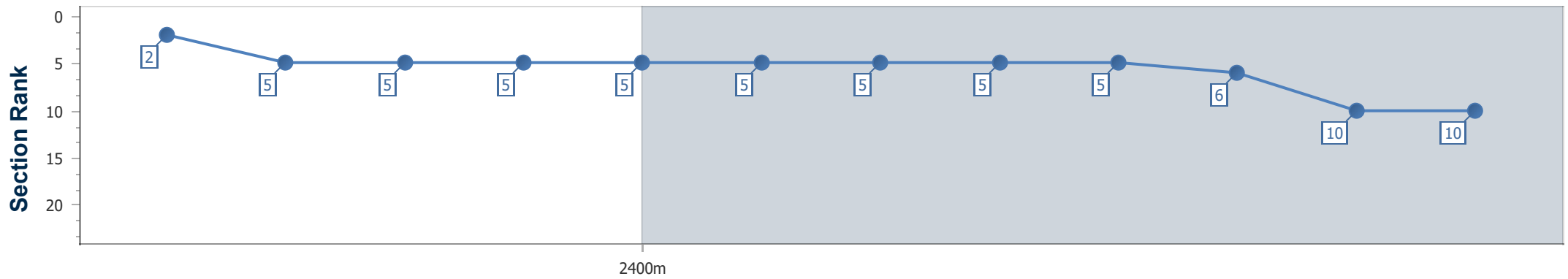
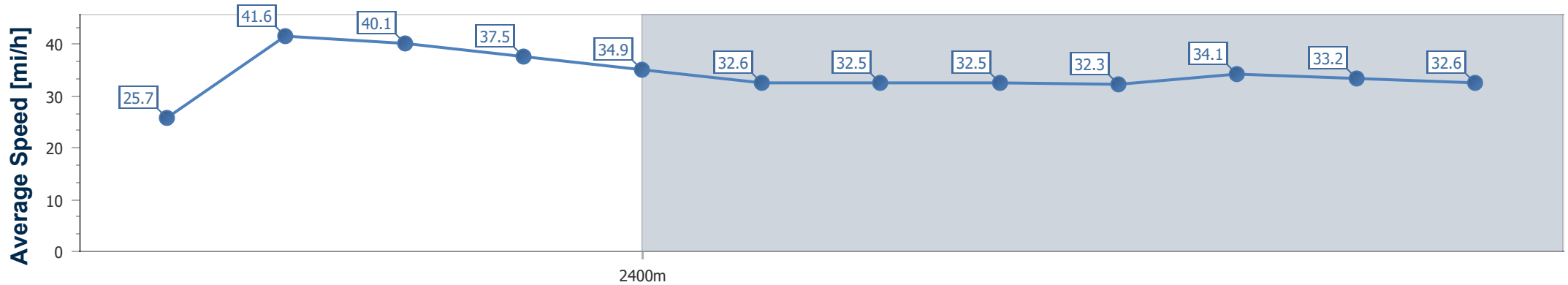
Race 7: Duke Of Edinburgh Stakes (Handicap) - 1M 3F 211Y



19 June 2020 - 16:40

Track Rating: Firm, Weather: Overcast, Rail Position: True

Distance To Go	11fur	10fur	9fur	8fur	7fur	6fur	5fur	4fur	3fur	2fur	1fur	Finish
Section Times	0:13.92 [2] (0:13.92)	0:24.99 [5] (0:11.07)	0:36.38 [5] (0:11.39)	0:48.63 [5] (0:12.25)	1:01.94 [5] (0:13.31)	1:15.84 [5] (0:13.90)	1:29.70 [5] (0:13.86)	1:43.44 [5] (0:13.74)	1:57.22 [5] (0:13.78)	2:10.31 [6] (0:13.09)	2:24.01 [10] (0:13.70)	2:37.79 [10] (0:13.78)
Average Speed [mi/h]	25.7	41.6	40.1	37.5	34.9	32.6	32.5	32.5	32.3	34.1	33.2	32.6
Top Speed [mi/h]	41.2	41.9	40.8	39.0	36.1	33.6	33.0	33.5	33.2	35.3	34.0	32.8



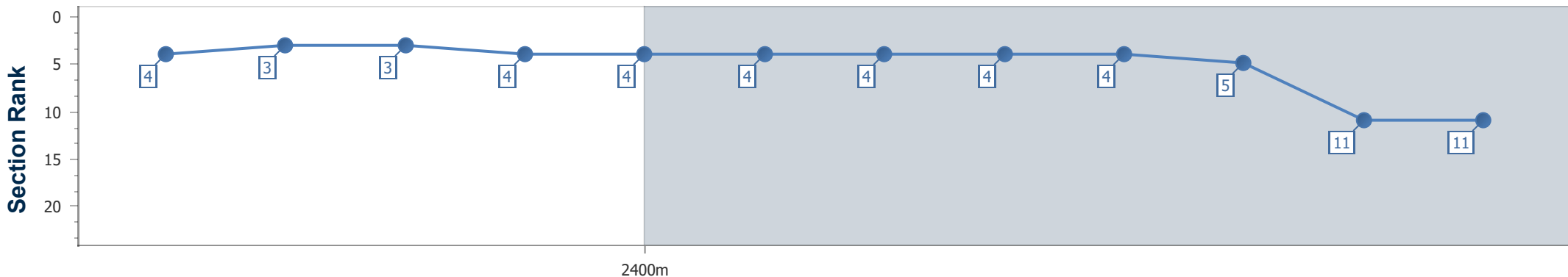
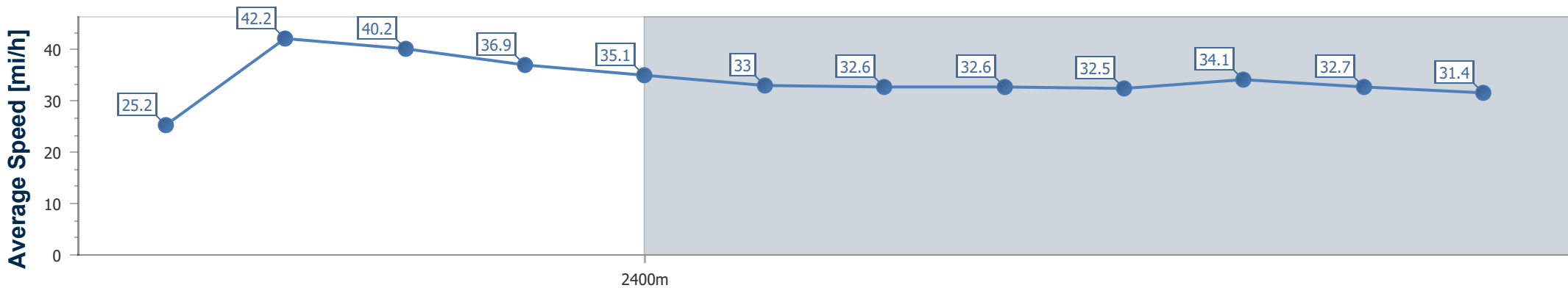
- [] Ranking at each section and finish
- .-.- No data available at this section
- NA No data available



Horse Name	Johnny Drama
Finish Rank	11
Fastest Section Time (Section)	0:10.95 (10fur)
Top Speed [mi/h] (Section)	42.6 (10fur)
Race State	Finished

Royal Ascot Day
 Race 7: Duke Of Edinburgh Stakes (Handicap) - 1M 3F 211Y **ASCOT**
 19 June 2020 - 16:40
 Track Rating: Firm, Weather: Overcast, Rail Position: True

Distance To Go	11fur	10fur	9fur	8fur	7fur	6fur	5fur	4fur	3fur	2fur	1fur	Finish
Section Times	0:13.98 [4] (0:13.98)	0:24.93 [3] (0:10.95)	0:36.25 [3] (0:11.32)	0:48.62 [4] (0:12.37)	1:01.91 [4] (0:13.29)	1:15.78 [4] (0:13.87)	1:29.63 [4] (0:13.85)	1:43.35 [4] (0:13.72)	1:57.07 [4] (0:13.72)	2:10.24 [5] (0:13.17)	2:24.11 [11] (0:13.87)	2:38.43 [11] (0:14.32)
Average Speed [mi/h]	25.2	42.2	40.2	36.9	35.1	33.0	32.6	32.6	32.5	34.1	32.7	31.4
Top Speed [mi/h]	42.0	42.6	41.2	39.1	36.0	34.4	33.1	33.7	33.1	35.0	33.4	32.2

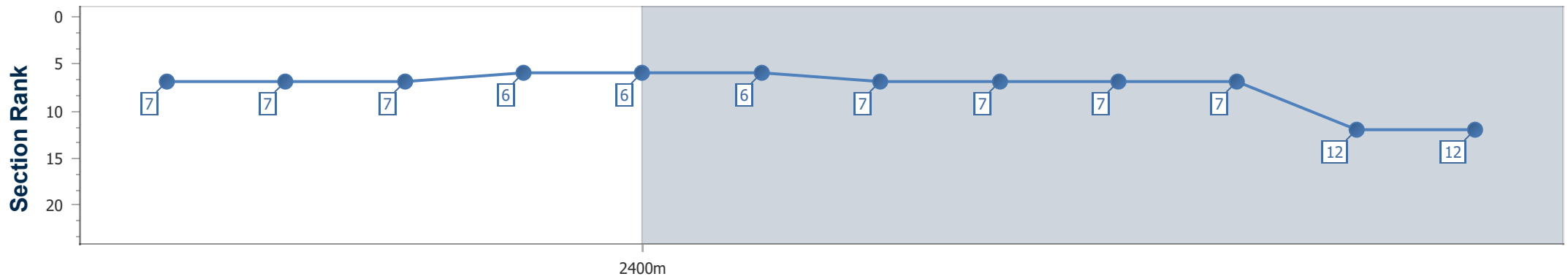
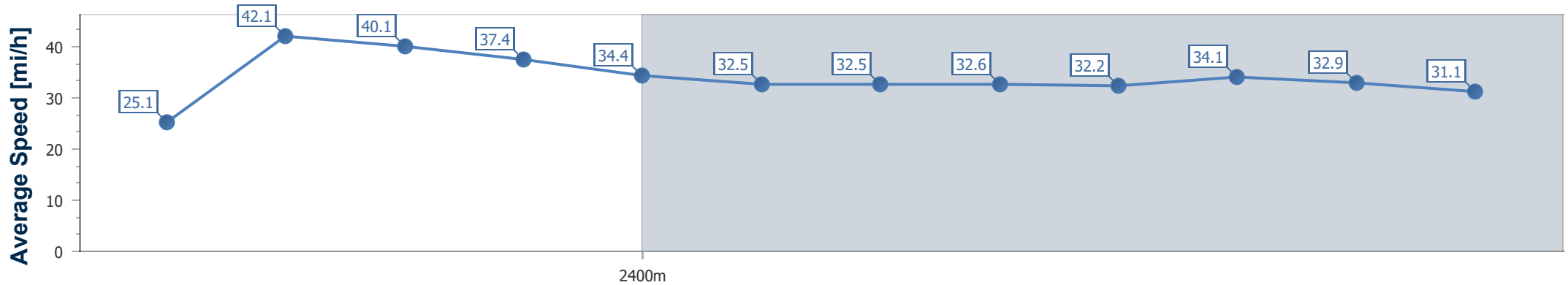




Horse Name	Getchagetchagetcha
Finish Rank	12
Fastest Section Time (Section)	0:10.83 (10fur)
Top Speed [mi/h] (Section)	42.6 (10fur)
Race State	Finished

Royal Ascot Day
Race 7: Duke Of Edinburgh Stakes (Handicap) - 1M 3F 211Y **ASCOT**
 19 June 2020 - 16:40
 Track Rating: Firm, Weather: Overcast, Rail Position: True

Distance To Go	11fur	10fur	9fur	8fur	7fur	6fur	5fur	4fur	3fur	2fur	1fur	Finish
Section Times	0:14.19 [7] (0:14.19)	0:25.02 [7] (0:10.83)	0:36.51 [7] (0:11.49)	0:48.75 [6] (0:12.24)	1:02.03 [6] (0:13.28)	1:15.91 [6] (0:13.88)	1:29.85 [7] (0:13.94)	1:43.55 [7] (0:13.70)	1:57.32 [7] (0:13.77)	2:10.33 [7] (0:13.01)	2:24.23 [12] (0:13.90)	2:38.63 [12] (0:14.40)
Average Speed [mi/h]	25.1	42.1	40.1	37.4	34.4	32.5	32.5	32.6	32.2	34.1	32.9	31.1
Top Speed [mi/h]	40.8	42.6	42.5	38.3	34.9	33.7	33.1	33.4	33.1	35.1	34.3	31.5





Horse Name	Good Birthday
Finish Rank	13
Fastest Section Time (Section)	0:11.01 (10fur)
Top Speed [mi/h] (Section)	42.1 (9fur)
Race State	Finished

Royal Ascot Day

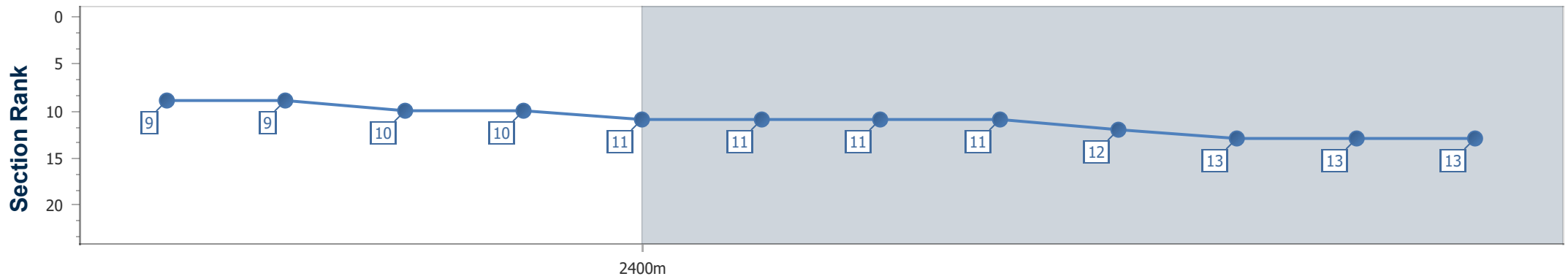
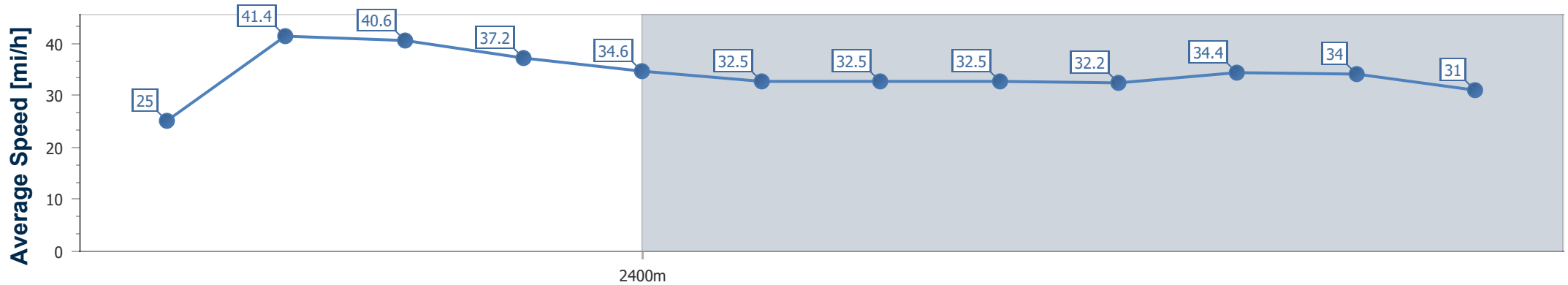
Race 7: Duke Of Edinburgh Stakes (Handicap) - 1M 3F 211Y



19 June 2020 - 16:40

Track Rating: Firm, Weather: Overcast, Rail Position: True

Distance To Go	11fur	10fur	9fur	8fur	7fur	6fur	5fur	4fur	3fur	2fur	1fur	Finish
Section Times	0:14.34 [9] (0:14.34)	0:25.35 [9] (0:11.01)	0:36.74 [10] (0:11.39)	0:49.05 [10] (0:12.31)	1:02.40 [11] (0:13.35)	1:16.37 [11] (0:13.97)	1:30.27 [11] (0:13.90)	1:43.93 [11] (0:13.66)	1:57.85 [12] (0:13.92)	2:10.80 [13] (0:12.95)	2:24.27 [13] (0:13.47)	2:38.98 [13] (0:14.71)
Average Speed [mi/h]	25.0	41.4	40.6	37.2	34.6	32.5	32.5	32.5	32.2	34.4	34.0	31.0
Top Speed [mi/h]	40.7	42.1	42.1	38.6	35.3	34.1	32.7	33.4	33.4	35.2	35.0	32.4



- [] Ranking at each section and finish
- .-.- No data available at this section
- NA No data available





Horse Name	Dolphin Vista
Finish Rank	14
Fastest Section Time (Section)	0:11.14 (10fur)
Top Speed [mi/h] (Section)	41.8 (10fur)
Race State	Finished

Royal Ascot Day

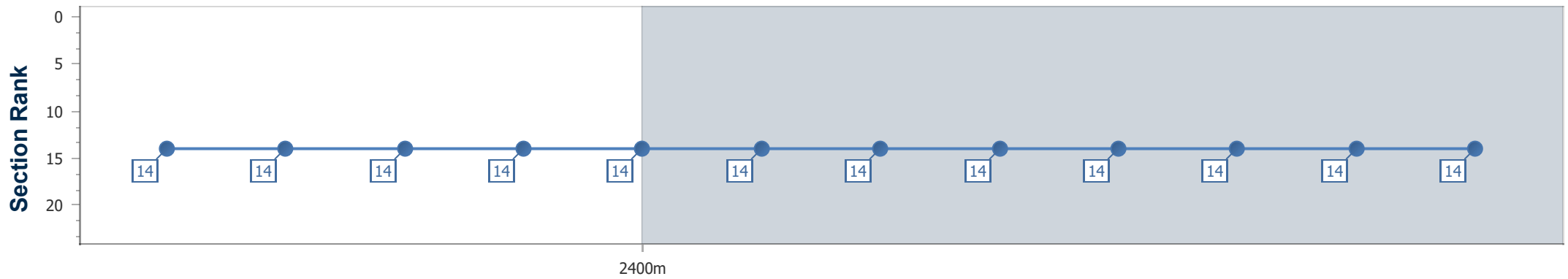
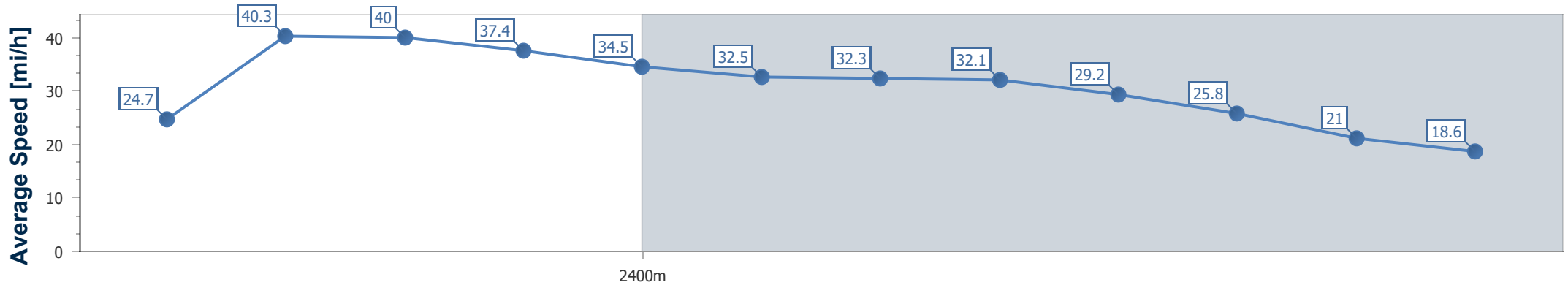
Race 7: Duke Of Edinburgh Stakes (Handicap) - 1M 3F 211Y



19 June 2020 - 16:40

Track Rating: Firm, Weather: Overcast, Rail Position: True

Distance To Go	11fur	10fur	9fur	8fur	7fur	6fur	5fur	4fur	3fur	2fur	1fur	Finish
Section Times	0:14.73 [14] (0:14.73)	0:25.87 [14] (0:11.14)	0:37.34 [14] (0:11.47)	0:49.52 [14] (0:12.18)	1:02.70 [14] (0:13.18)	1:16.69 [14] (0:13.99)	1:30.65 [14] (0:13.96)	1:44.66 [14] (0:14.01)	2:00.40 [14] (0:15.74)	2:18.11 [14] (0:17.71)	2:39.82 [14] (0:21.71)	3:04.54 [14] (0:24.72)
Average Speed [mi/h]	24.7	40.3	40.0	37.4	34.5	32.5	32.3	32.1	29.2	25.8	21.0	18.6
Top Speed [mi/h]	38.1	41.8	41.4	38.2	35.8	34.3	32.4	32.9	32.2	27.4	23.8	19.3



- [] Ranking at each section and finish
- .-.- No data available at this section
- NA No data available